



**PENINSULA HYDROPONICS'**



# THE BUZZ



We'll help you grow!



## TOP NEWS OF THE MONTH

### SAVE THE DATE: 04/19/2025 CUSTOMER APPRECIATION EVENT

On **Saturday, April 19th**, our Pen-Hydro Team **INVITES YOU TO OUR CUSTOMER APPRECIATION AND 10 YEAR ANNIVERSARY EVENT!!** Doors will open **ONE HOUR EARLY (10 a.m.)** to kickoff our first **FREE\* SEED GIVEAWAY** of 2025. **HUGE RAFFLE ITEMS**, free samples, swag, our **SPRING PLANT SALE**, store-wide discounts and deals!!! On-site vendors to be announced in the coming months. This day is going to be **EPIC** and perfect timing for those wanting to start their outdoor veggie and canna-gardens!

*\*Must be 21 years of age with a VALID ID. One seed pack per customer. No holds. No exceptions. No soliciting.*



### GOOD GENES: MIKE'S HIGHLY ANTICIPATED SPRING SEED MENU

Mike is excited to share that he has been working diligently on the following FaceOff OG Kush crosses: **FaceOff OG Kush S1, Triangle Mints, Blue Zushi, Permanent Marker, UK Cheese, and Sour Diesel BX**. It appears as if this seed-crop will be quite fruitful. However, *when working with new genetics, it is difficult to gauge how successful of a result we will achieve until we go to harvest. As such, please bear in mind that this seed menu is tentative, in nature, and subject to change.*



# LET'S GET SMASHED

## ➤➤➤ NUGSMASHER: SOLVENTLESS EXTRACTION MAKE ROSIN AT HOME

The following instructions are the standard steps for a NugSmasher press. However, it is recommended that you follow your NugSmasher press model's specific manual instructions.

### How To Use --> Plug & Play (ready for use right out of the box!)

- Turn your NugSmasher on using the main power switch.
- On the temperature control panel, use the up and down arrows to set your desired temperature. *Temperature selection is dependent upon strain and consistency of material.* The top (white number) display shows the current temperature. The bottom (green number) display shows the desired temperature setting. Your NugSmasher is preset to 200°F.
- Press the enter button on the lower left side to set the desired temperature.
- Turn the release valve clockwise ½ turn to the closed position to be able to press the plates together.
- Make sure the heating plates are pressed together while heating to ensure an even heat distribution.
- Keep the heating plates together as much as possible to maintain an even heat distribution while your NugSmasher is on. To release the plates, turn the release valve ½ turn counterclockwise.
- Do not turn the release valve more than ½ turn either way to avoid damage which voids your warranty!
- Load plant material into the NugSmasher Micron bags. Size of the bag (3.5G, 7G, 14G) determines two things: how much material can be loaded within and how much pressure should be applied to your extraction. Micron size (160, 120, 90, 37) is chosen based on the type and condition of material being extracted.
  - 160 Micron for fresh, sticky flower (68-75% humidity)
  - 120 Micron for flower starting to crumble (64-67% humidity)
  - 90 Micron for dry flower that easily breaks apart (63% humidity or less)
  - 37 Micron for sift, kief, hash, and/or isolate.
- Once your micron bag is loaded Bottle/Barrel-Tech Style (BTS) - upright so that you end up with the round coin-like puck once fully pressed, place your material between parchment paper (DO NOT USE WAX PAPER!) and centered within the heat plate.
- Use NugSmasher's Neodymium Magnet to hold your parchment paper during your press.
- Slowly start raising the the heat plate by pumping the handle, using two fingers. It is key to do this slowly to properly build heat into your material.
- Press until two fingers can no longer press the plates together. The entire pressing process should take between 90 - 120 seconds, depending on your strain.
- After 90 - 120 seconds, turn the release valve 1/2 turn counterclockwise in order to release the plates and retrieve your extracted rosin.

Remember, when not in use, the release valve must be in closed tight (clockwise) position.


NEODYMIUM MAGNET  
\$16.96



EVERYTHING TOOL  
\$10.96



COLLECTION PLATE  
\$141.96



**NUGSMASHER XP**  
**12 TONS OF PRESSURE**  
**28G/PRESS**  
\$1045.95




**NUGSMASHER MINI**  
**PORTABLE POWERHOUSE**  
**2 TONS OF PRESSURE**  
**3.5G/PRESS**  
\$479.95

### DECARBOXYLATION CAPSULE

\$169.96

### MINI DECARBOXYLATION CAPSULE

\$88.96



## BRANDON'S PRO-TIP

Press your hash at 185 degrees Fahrenheit for 3 minutes, within two 37 micron bags. When working with flower, press for 90 seconds at 190 degrees Fahrenheit and use a 120 micron bag.

### PREMIUM EXTRACTION BAGS

3G, 7G, 14G

160, 120, 90, 37

\$25.00 - \$26.00



**ROSIN POT**  
**SMALL**  
\$10.96  
**XL (B&W)**  
\$12.96



# FLOWERING PHASE (PHOTOPERIOD)

MARY, MARY, QUITE CONTRARY; HOW DOES YOUR GARDEN GROW?

## ➤➤➤ SHE'S A LITTLE HIGH MAINTENANCE

- To determine when to flip your plants to the flowering phase, consider your plant size. Plants will double in size in the first two weeks of flowering and, then, they will start to stack.
- To initiate flowering, lights must be turned on and off in a consistent manner, allowing for an uninterrupted period of darkness. Reduce your light cycle from 18 hours on to 12 hours of light and 12 hours of darkness,
- Feed your plants a bloom fertilizer according to the instructions/feeding cycle of the nutrient line you are using. You will do this for the first 4-5 weeks of flower.

## MIKE'S PRO-TIP

In Day 10 of Flower (or your light change), hit your plants hard with a "PK Boost" -- a high phosphorous and potassium fertilizer. This encourages more bud sites to form on your plant. *Flower Finisher* by GreenGro is a wonderful example.



## ➤➤➤ I LIKE BIG BUDS AND I CANNOT LIE!

- Once a week, feed microbes OR compost tea for enhanced soil and plant growth. You can also feed your microbes and soil with a sweetener (e.g. GreenGro Nature's Brix), once a week.
- Once you get to Week 5 of flower, your plants will need a lot more phosphorous and potassium. To achieve density and flavor, boost according to your feeding regimen for weeks 5-8, maybe even 9-10, depending on the strain.
- In order to optimize flavors, stop feeding 2 weeks prior to harvest in soil (1 week in hydro).



## FLOWERING MUST-HAVES:

- Wiggle Worm
- BuildASoil Potting Soil 3.0
- Roots Organics Lush Potting Soil
- PK Bloom Fertilizer
- Pride Lands Brix
- Recharge
- Fish Sh!t
- TeraGanix EM-1 Microbial Inoculant
- BuildASoil Horticultural Coconut
- BuildASoil Quillaja Extract 20
- UVA Grow Light Bars
- Trellis Netting
- Timer



# PENINSULA HYDROPONICS' GENETICS MENU

**>>> FEMINIZED PHOTOPERIOD SEEDS**



4

## BLUE ZUSHI\*



# The Blues Collection\*

\*All of the genetics contained within this line have been crossed with Blue Zushi.

Blue Zushi is the modern definition of purple candy gas. She is incredibly frosty with her own signature morphology. As she fades into a gorgeous dark purple, her terps become so sweet and loud that they cut through most everything. This exotic beauty makes you a better grower than you truly are. Original genetics via Pop Genetics.

## FACEOFF OG KUSH\*

**LIMITED STOCK**

FaceOff OG Kush, is a 90's CULT-CLASSIC! A strain not intended for the lightweights, she is revered for her overwhelmingly unique flavor and a skull crushing high - that starts in the head and face, thus the name. Her dense, resinous lime-green buds are covered in red pistils and give off a sweet, earthy, and piney odor. Original genetics via Archive Seeds.



## BLACKBERRY OREOZ\*

**LIMITED STOCK**

Blackberry Oreoz fades into a beautiful purple-green senescence, paired with frosty chocolate-diesel and berry terps. She exhibits a strong structure (corresponding to a strong yield), and is resistant to mold and pest pressure. A must-have, this gal boasts incredible bag appeal. Original genetics via Copy Cat Genetics



## GORILLA GLUE #4\*

**LIMITED STOCK**

Gorilla Glue #4 is THE tried and true classic with adhesive-like terps. Her HIGH potency, gorgeous structure, and STICKY resin production (HENCE THE NAME) have secured her legendary status. She features dense, frosty buds with a range of vibrant colors, from green to orange. **Original genetics** via GG Strains LLC (Josey Wales).



## PEANUT BUTTER BREATH\*



Peanut Butter Breath is a true treat with her RAUNCHY, EARTHY, and NUTTY scent overload. Her deep purple leaves give way to BOUNTIFUL YIELDS of green and lavender nugs, decorated with bright orange pistils. A natural bronchodilator, this queen will TAKE YOUR BREATH AWAY! Original genetics via ThugPug.

## TRIANGLE MINTS\*

**LIMITED STOCK**

Triangle Mints, ALSO KNOWN AS THE WEDDING CAKE CUT, is a resin-coated, GORGEOUS green Queen known for her DENSE BUDS. She is STICKY, SWEET and FUEL all at once. Truly, a blend of a bakery and gas station in your lungs. Original genetics via JBeezy of Seed Junky Genetics.



## TROPICAL GELATO\*

Tropical Gelato does not disappoint with her orange ICE CREAM TERPS and crystal-laden bud structure. This beauty yields DENSE, PURPLE-GREEN BUDS interlaced with deep orange hues. FAIRLY RESISTANT TO PESTS, this citrus cream varietal stands the test of time. Original genetics via Lit Farms.



## PHILLY RUNTZ\*

Philly Runtz is an extremely popular cultivar and for good reason. Not only does she smell like a BAG OF CANDY, she has massive bag-appeal as her glistening lime green buds give off a mesmerizing purple hue. Philly Runtz offers growers the true trifecta: she is remarkably hardy, easy to grow, and provides an impressive yield. Original genetics via Copy Cat Genetics.



## SLURRICANE #7\*



Slurrricane #7 is cherished for her SWEET flavor profile and KNOCK-OUT EFFECTS. Her buds are both DENSE AND COVERED IN TRICHOMES, giving an exceptionally frosty appearance. As a combination of sweet, fruity and earthy flavors, mixed with a hint of spice, Slurrricane #7 TASTES AS GOOD AS SHE LOOKS! Original genetics via Inhouse Genetics.

## MOONBOW 112\*

**LIMITED STOCK**

Moonbow 112 is the perfect late-night snack. This SLEEPY-TIME BEAUTY is dripping with BLACKBERRY CURRANT and ZINGY LIME ZKITTLEZ TERPS. She grows quickly into a well structured plant and yields GRENADE-SIZED FROSTY BUDS. Original genetics via Archive Seed Bank.





# NEW YEAR, NEW PRODUCTS

»»» SAME SHOP




COMING SOON

**GREENGRO**  
ALL PURPOSE SOIL  
\$23.95/1.5 CF



**GAIA GREEN**  
LIVING SOIL  
\$36.99/1.5 CF



**YIELD SCIENCE**  
MASTER CANNABIS CULTIVATION BOOK  
\$99.99

**NUGSMASHER**  
MINI & XP  
\$479.95 - \$1045.95



COMING SOON

**RO SIN MADE**  
**SIMPLE**



**HANNA GROLINE**  
WATERPROOF PORTABLE  
PH/EC/TDS METER  
\$299.99



**XTREME GARDENING**  
TEA BREWS  
\$11.99



**XTREME GARDENING**  
VER SITY BACILLUS BLEND  
\$26.99

**BUILD-A-SOIL**  
FERMENTED INSECT  
FRASS EXTRACT  
\$44.00 (1/2 GAL)



**BUILD-A-SOIL**  
FERMENTED ALFALFA  
EXTRACT  
\$44.00 (1/2 GAL)



**DOWN TO EARTH**  
HOUSEPLANT 8-3-1  
FERTILIZER  
\$8.99

COMING SOON



**BUILD-A-SOIL**  
ORGANISHIELD  
ORGANIC PESTICIDE  
\$15.95



**GREEN MONKEY**  
NITRILE GLOVES  
ASSORTED SIZES  
\$22.95

